








CAPACITY CHART

	Floor Area (m2)	Ceiling Height (m)							
The Master Ballroom	568	4.6	350	280	100	300	-	600	600
Augusta	223	4.6	100	80	40	90	50	200	240
Doral	193	4.6	90	72	40	80	40	160	200
Pinehurst	148	4.6	70	56	30	60	30	120	160
The Club Room	263	3.3	80	64	36	72	30	100	120
St Andrews	77	3.3	40	32	24	32	22	50	50
Gleneagles	85	3.3	40	32	24	32	22	50	50
Phoenix	100	3	50	40	24	32	16	50	50
Links Foyer	180	-	-	-	-	-	-	-	300
The Boardroom	62	3	30	24	24	25	22	30	30
The Lounge	270	3.3	90	72	24	30	25	60	150
Breakouts 1,2,3	9	3.3	8	6	-	3	8	8	-
Oasis Poolside	-	-	200	-	-	-	-	-	250
The Green	2000	-	600	-	-	-	-	-	900
The Deck	170	-	80	-	-	-	-	-	140